



**Livingstone Range**  
SCHOOL DIVISION



# Stavely School

---

**ANNUAL EDUCATION RESULTS REPORT**  
**2022 to 2023**

# Alberta Education: Provincial Outcomes

Outcome 1: Alberta’s students are successful.

Outcome 2: First Nations, Métis, and Inuit students in Alberta are successful.

Outcome 3: Alberta has excellent teachers, school leaders, and school authority leaders.

Outcome 4: Alberta’s K-12 education system is well governed and managed.

	LIVINGSTONE RANGE SCHOOL DIVISION	STAVELY SCHOOL
CATEGORY	2023-2026 GOALS	2023-2024 GOALS
<b>LEADERSHIP</b>	Students will develop the mindsets, behaviors, and skills to be effective, lifelong leaders.	Stavely School students will increase interpersonal skill development from 81% - 90% by May 2024.
<b>CULTURE</b>	Livingstone Range School Division is a welcoming, inclusive, supportive environment where students feel valued and actively engaged.	We will increase the number of students reporting a high trust relationship with a Stavely School staff member from 82 - 90% by May 2024.
<b>ACADEMICS</b>	Teachers play a meaningful role in helping their school reach their Wildly Important Goals that includes providing their students with the knowledge, opportunity, and support to set and achieve personally meaningful goals.	100% of Stavely students participating will meet the acceptable/satisfactory standard, and 30% of Stavely students will achieve the standard of excellence on grade-level assessments.

# Our Mission

“Where every student shines”



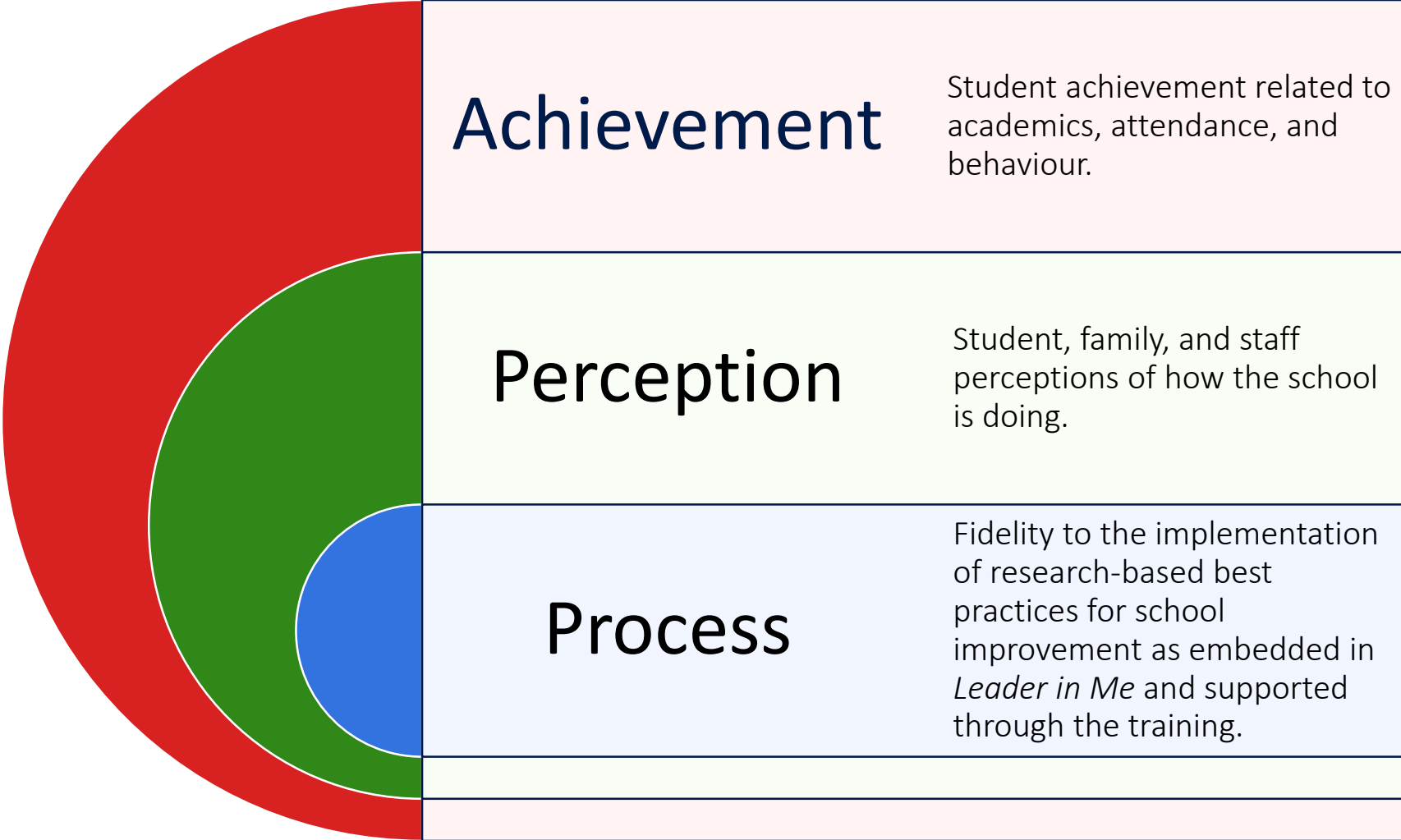
# Ultimately, we hope to impact students by...



Stavely School students will receive the best education, equipping them with skills that prepare them for 21<sup>st</sup> century rural and urban careers. By providing students with a rigorous and relevant education grounded in a culture of care, students will develop the skills necessary to access critical and creative thinking competencies, leading to innovative thinking and high-quality leadership capabilities. By aligning divisional and school goals, professional development and continually improving student- and teacher efficacy, Stavely students will be the highest-achieving students in Alberta.



# 3 Types of Data



# Perception Data

Spring 2023  
Stavely Elementary



# Achievement and Perception Data



## Required Alberta Education Assurance Measures - Overall Summary Fall 2023

School: 6311 Stavely Elementary School

Assurance Domain	Measure	Stavely Elementary School			Alberta			Measure Evaluation		
		Current Result	Prev Year Result	Prev 3 Year Average	Current Result	Prev Year Result	Prev 3 Year Average	Achievement	Improvement	Overall
Student Growth and Achievement	<a href="#">Student Learning Engagement</a>	100.0	87.7	87.7	84.4	85.1	85.1	n/a	Improved Significantly	n/a
	<a href="#">Citizenship</a>	99.0	90.4	92.2	80.3	81.4	82.3	Very High	Improved	Excellent
	<a href="#">3-year High School Completion</a>	n/a	n/a	n/a	80.7	83.2	82.3	n/a	n/a	n/a
	<a href="#">5-year High School Completion</a>	n/a	n/a	n/a	88.6	87.1	86.2	n/a	n/a	n/a
	<a href="#">PAT: Acceptable</a>	100.0	88.9	n/a	63.3	64.3	n/a	Very High	n/a	n/a
	<a href="#">PAT: Excellence</a>	25.0	50.0	n/a	16.0	17.7	n/a	Very High	n/a	n/a
	<a href="#">Diploma: Acceptable</a>	n/a	n/a	n/a	80.3	75.2	n/a	n/a	n/a	n/a
	<a href="#">Diploma: Excellence</a>	n/a	n/a	n/a	21.2	18.2	n/a	n/a	n/a	n/a
Teaching & Leading	<a href="#">Education Quality</a>	100.0	91.3	93.0	88.1	89.0	89.7	Very High	Improved	Excellent
Learning Supports	<a href="#">Welcoming, Caring, Respectful and Safe Learning Environments (WCRSLE)</a>	99.4	90.8	90.8	84.7	86.1	86.1	n/a	Improved	n/a
	<a href="#">Access to Supports and Services</a>	96.7	92.5	92.5	80.6	81.6	81.6	n/a	Maintained	n/a
Governance	<a href="#">Parental Involvement</a>	100.0	88.3	90.4	79.1	78.8	80.3	Very High	Maintained	Excellent



ACADEMICS			GRADE 1			GRADE 2			GRADE 3		
			Jan 2023	Jun 2023	↑ ↓	Sept 2022	Jun 2023	↑ ↓	Sept 2022	Jun 2023	↑ ↓
DIVISION ONE PROVINCIAL ASSESSMENTS	Alberta Numeracy Screener	# Tested	16	5*		11	4*		10	10*	
		% Proficient	69	69**	↑ ↓	64	64**	↑ ↓	60	80**	↑ ↓
	LeNs	# Tested	16	6*		11	7*				
		% Proficient	63	75**	↑ ↓	36	72**	↑ ↓			
	CC3	# Tested	16	2*		11	3*		10	4*	
		% Proficient	88	88**	↑ ↓	73	91**	↑ ↓	60	80**	↑ ↓

- \*As per Alberta Education instructions, we only tested students still at risk.
- \*\*Final % proficient was calculated by the following:  $((\text{Total \# students} - \text{\# students at risk}) / \text{Total number of students}) * 100$



ACADEMICS			GRADE 5
			2023 Grade Equivalent
CANADIAN ACHIEVEMENT TESTS	Reading	# Students Tested	5
		School Score	5.3
		LRSD Score	5.9
		Canadian Norm	5.9
	Writing Conventions	# Students Tested	5
		School Score	4.9
		LRSD Score	5.2
		Canadian Norm	5.9
	Mathematics	# Students Tested	5
		School Score	6.8
		LRSD Score	5.8
		Canadian Norm	5.9
	Computation & Estimation	# Students Tested	5
		School Score	5.9
		LRSD Score	5.8
		Canadian Norm	5.9

ACADEMICS			GRADE 6		
			2022	2023 (out of cohort year)	
PROVINCIAL ACHIEVEMENT TESTS	English Language Arts	% Participation Rates/# Tested	94.4	100	↓
		% Acceptable Standard	94.4	100	↓
		% Standard of Excellence	44.4	50	↓
	Math	% Participation Rates/# Tested	94.4	100	↓
		% Acceptable Standard	83.3	100	↓
		% Standard of Excellence	16.7	12.5	↑ ↓
	Social Studies	% Participation Rates/# Tested	94.4	100	↓
		% Acceptable Standard	88.9	100	↓
		% Standard of Excellence	50	25	↑ ↓
	Science	% Participation Rates/# Tested	94.4	100	↓
		% Acceptable Standard	94.4	100	↓
		% Standard of Excellence	50	75	↓

# Achievement Data | Elementary





Academics			Grade 1	Grade 2	Grade 3
			2023	2023	2023
SCHOOL DIVISION ASSESSM ENTS	STAR Reading	# Tested	12	16	12
		% Proficient	ins	33	27








Academics			Grade 4	Grade 5	Grade 6
			2023	2023	2023
SCHOOL DIVISION ASSESSM ENTS	STAR Reading	# Tested	11	15	5
		% Proficient	ins	40	25

\*\* Through triangulation of teacher-awarded grades, PATs and Alberta Education assessments, STAR data does not align with actual student achievement across the grades. We are positing construct irrelevant variance due to the digital platform of the assessment.\*\*

# Perception Data

MRA Dashboard\*

MEASURABLE RESULTS ASSESSMENT (MRA)	CATEGORY	MEASURE	SUB-MEASURE	2022	2023	 ↓
	LEADERSHIP	Student Leadership	Personal Development	84	84	 ↓
	CULTURE	Supportive Student Environment	School Belonging	87	89	 ↓
	ACADEMICS	Goal Achievement	Academics Self-Efficacy	79	87	 ↓

ALBERTA EDUCATION ASSURANCE MEASURE	ASSURANCE DOMAIN	MEASURE	2022	2023	 ↓
	STUDENT GROWTH & ACHIEVEMENT	Student Learning Engagement	87.7	100.0	 ↓
		Citizenship	90.4	99.0	 ↓
	TEACHING & LEADING	Education Quality	91.3	100.0	 ↓
	LEARNING SUPPORTS	Welcoming, Caring, Respectful, and Safe Learning Environments	90.8	99.4	 ↓
		Access to Supports and Services	92.5	96.7	 ↓
	GOVERNANCE	Parental Involvement	88.3	100.0	 ↓

## Implementation Progress: Developing



Update Progress

Progress Overview

Overview

Core Paradigms


Leadership Results

Culture Results

Academic Results

### Core Paradigms

No Evidence Sustaining



Fidelity to using maximizing patterns of thinking resulting in the achievement of targeted results in the categories of Leadership, Culture, and Academics.

### Leadership Results

No Evidence Sustaining



Fidelity to teaching leadership principles resulting in highly effective students and adults who are leaders in their school and community.

### Culture Results

No Evidence Sustaining



Fidelity to creating a leadership culture resulting in a high-trust environment where every person's voice is heard and their potential is affirmed.

### Academic Results

No Evidence Sustaining



Fidelity to aligning academic systems resulting in engaged students who are equipped to achieve and entrusted to lead their own learning.

October 2<sup>nd</sup>, 2023

# Data Summary Statements & Next Steps

## CELEBRATIONS

- **Leadership Events** – Spirit Week, Food Drive, Leadership Day, Remembrance Day with Stavely Community members.
- **Culture Events** – Meet ‘n Greet BBQ, Terry Fox Run, Welcome Back Breakfast, Halloween Dance and Carnival, Pumpkin carving, Christmas Concert, Corn Maze, Classroom Field Trips (all of which align with curricular outcomes), Vulcan Pool in celebration for reading our school WIG, lunch groups with Ms. Brenda targeting specific SEL growth areas for all ages, Friend Friday (full-school lunch with special friends).
- **Academics** – Goal Setting Conferences, Celebration of Learning, PAT results, AERR results, MRA results, Journey 2050 (Grade 5/6 Deep Learning Project).
- **Place-based learning** – Willow Creek adventure, Clear Lake Ice-Fishing, Report-A-Poacher presentation, land-based learning with Mr. Joel Gamache, First Nations, Metis and Inuit culture and place-based learning integrated in all classes and experiences when possible.
- **Athletics** – Volleyball, Basketball and Track teams and tournaments, introduction to lacrosse and pickleball.

## GROWTH AREAS

The results we are targeting from our 2023 MRA Data are:

**Student Leadership | Interpersonal Development**

**WIG:** Stavely School students will increase interpersonal skill development from 81% - 86% by May 2024.

**Supportive Student Environment | Trusting Relationships**

**WIG:** We will increase the number of students reporting a high trust relationship with a Stavely School staff member from 82 - 90% by May 2024.

**Goal Achievement | Student Goal Support**

**WIG:** 100% of Stavely students participating will meet the acceptable/satisfactory standard, and 40% of Stavely students will achieve the standard of excellence on grade-level assessments.

**Note: Academics** – Identify strategies to align PAT assessment results and additional standardized assessments (STAR, CAT 4).

## NEXT STEPS

### Leadership:

- Implement a mentorship program for students and continued multi-grade groupings when appropriate.
- Students will continue to intentionally create and reflect on their Leadership Notebooks.
- Students will be provided opportunities to participate in, and lead school-wide assemblies to celebrate each others' accomplishments and teach 7 Habits leadership lessons to small groups.
- We will continue to teach socio-emotional learning to increase students' self-awareness, interpersonal skills, perspective and self-advocacy for success.

### Culture:

- Each student will be paired with a staff member of their choice, after completing the September Student Trust and Interest activity.
- Student and Staff Lighthouse teams will facilitate trust culture-building activities throughout the year.
- Continue to refine Collaborative Response practices.
- Continue to develop an understanding and implementation of instructional frameworks (UDL, visible thinking and learning, concept-based instruction) that support an inclusive and culturally responsive learning environment.
- Continue 1:1 monthly meetings between administrator and staff.
- To honour Truth and Reconciliation, we will continue to learn through traditional teaching and experiences by enriching the cultural and academic experiences of Stavely students through an FNMI perspective to the curriculum for all students.

### Academics:

- K - 4 students will elevate their growth and proficiency in literacy during their daily Intervention block.
- All stakeholders will work collaboratively to create an academic plan to support students unable to achieve grade-level expectations.
- Increase student engagement and transfer of learning through localized curriculum with knowledge-based, constructivist and deep learning pedagogy focused on developing 21st century knowledge, skills and attributes.
- All staff will continue literacy pedagogy and assessment (Dr. Karrah, UFLI, Dr. Bright and Dr. Mattatall.) to ensure all students show growth in reading.